

Colorado All-State Flute Etudes~2021

Etude in C Minor, Op. 66, #2 "Spanish Caprice" Kohler

No. 23 (pickup to) Con Grazia to the end. Con Grazia (quarter-note = 80-88), Tempo I (Allegro Moderato) (quarter note = 88-92), Piu Vivo (quarter note = 120-132)

Creative Flutist Editions

Practice & Performance Editions

Flute Duet- Dianna Link, Commissioned by *Creative Flutist Studio*
Available at <https://www.creativeflutist.com/all-state-flute-etudes>

Videos: Jennifer Keeney [YouTube Channel](#)

Expression: Spanish, Flamenco, contrast of singing, lyrical and articulation of dance, guitar, clapping... Rubato, timing, many expressive markings!

Composer: Ernest Köhler, 1849-1907, was a wonderful Romantic Era, Italian flutist and composer. He wrote over 100 works for flute. We are playing "Spanish Dance" from his book of etudes, Romantic Etudes op. 66.

Studying: <https://musaic.nws.edu/videos/rimsky-korsakov-capriccio-espagnol-44eff9ac-1bbf-4748-a467-462c72082f54>

Tempo: Quarter = 80 - 88 & 120-132

Key: C minor/ F minor/ C major

Arpeggios: C Eb G & G Bb D & F Ab C

Meter: Changing 3 times!!! 3/4, C common time, and 2/4 - bring these out.

Practice: See *Creative Flutist Practice Parts*

All-State Auditions: Submitted Electronically Web info: <https://arts.unco.edu/music/all-state/> <https://www.coloradobandmasters.org/all-state-band>

DUE, November 30, 2021

Exercises for Colorado All State 2021

Kohler - Spanish Caprice

♩ = 60 Start slowly~ Use metronome and tuner

Flute

Clear, Expressive, Intune, Articulation on Eb's




Fl. 5

Pinkie Exercise, practice slurred and tongued


Alternate Fingerings for C & Db
Add RH middle & Ring Finger +R23, for balance and sound

Check that your sound is centered and intune
Practice with Harmonic Fingerings, low C & low Db



Fl. 9


Practice without & with mordents (fgf)



Fl. 13

Practice without & with mordents (G Ab G)

Practice with harmonic, to center & enrich G




Fl. 18

Legato, beautiful, singing, intune intervals




Fl. 22

Chunking Practice: Legato tongued, T, tk, T, T, 2 slurred, 2 slur + 2 tongued, flutter tongued, sing and play and all slurred...
Use Metronome to build speed & on 8th notes for even 16ths




Fl. 25

Practice with **harmonics**, low register fingerings.
Practice w/o tongue, "Ha, Ha's", then add Tu tuku Tuah



Fl. 28



Practice Part ~ Spanish Dance, Kohler

Practice Ideas - Use metronome & Tuner

1. *Con Grazia*, with grace, **gracefully**, makes me think of dancing/clapping/stomping, guitar/ **Flamenco Spanish Style**... What articulation style do you want to express here? **Experiment with articulation style** you want on the pick up Eb and with the rhythm 8th and 2 16th's. Check ear and tuner for **intonation, and centered sound on the C's & Db's!** (In the whole Etude this is a **Key Change** to F Minor)
2. I love how the **16th's lead** to the dancing/clapping rhythms. **Bring out the contrast** of the **articulation** and the **flowing 16ths**.
3. *P delicato*, delicate ~what does this mean to you? **Practice 1st without and then with the mordents**. Also bring out the **Meter - 1 2 3 1**
4. Is a **combination** of the 16ths, and the dotted quarter that **sings and transitions** to the *Delicato*... *Consider all expressive markings!*

Alternate Fingering: +R23

C & Db's


Add RH


Middle and Ring Fingers

For stability and intonation/sound

Practice Part ~ Spanish Dance, Kohler

Practice Ideas - use metronome & tuner

1. **Main Melody** of this etude, **key change to C minor** and **C common time**. **Singing, Spanish Flare, Expression** in these **pick up notes to G!** **Practice 3 notes G B F** then **F Eb D G g** - and then all pick up notes to **G**. Consider some **Rubato** and notice all **expressive markings**. Also, try practicing with some **harmonic fingerings on opening gesture**.
2. **Slurs & Ties - Subdivide**, tonguing into 8ths - and **Shape, Sing** and open the quarter tied notes with **Vibrato, Vowels** ahh to oh and < or >
3. Practice legato sections, **all articulated too, vary articulations**, listen for **even rhythm and sound** that **lead the phrase** to the long expressive notes.
4. The  heart is a **color change** (hints at the f minor) and ending of the **phrase shape** < to >.



The image displays three staves of musical notation for the piece "Spanish Dance" by Kohler. The notation is in treble clef with a key signature of two flats (Bb and Eb) and a common time signature (C). The first staff begins with a tempo marking of "a tempo" and includes a section labeled "Tempo I." with three numbered phrases (1., 2., 3.) under slurs. The second staff continues the melody, featuring a heart symbol above a note, and includes a measure number "85". The third staff concludes the section with a "rall." (ritardando) marking and three numbered phrases (2., 3., 3.) under slurs.

Practice Part ~ Spanish Dance, Kohler

Practice Ideas (use metronome & tuner)

1. **Chunking: 5 notes** legato tongued, Tu tk t t, 2 slurred, flutter tongue, sing & play... then 9 notes. **Build tempo** with metronome ~ **Vivo con Bravura!!!**
2. **Piano to Forte.... articulation, dynamics intonation in upper register.** Practice with **harmonic fingerings** to help with air speed and support and intonation. Practice slurred and tongued.
3. **FF con fuoco , with FIRE!** Your most gorgeous full, even, rich, legato sound. Smooth even fingers too! Especially intervals c to d in the staff, and high d to e, for even, fluid movement & sound...

Very Lively and with Bravery!!!

Più vivo.

1. *40 con bravura*

45

2. *p* 50 *cresc.* - - - *f*

3. 55 *ff con fuoco*

60 *f deciso*

Kohler - Spanish Caprice/Dance

con grazia

20 *p delicato*

25

30 *p delicato* *rall. a tempo* **Tempo I.**

35

Più vivo.

rall. 40 *con bravura*

45

p 50 *cresc.* *f*

55 *ff con fuoco*

60 *f deciso*